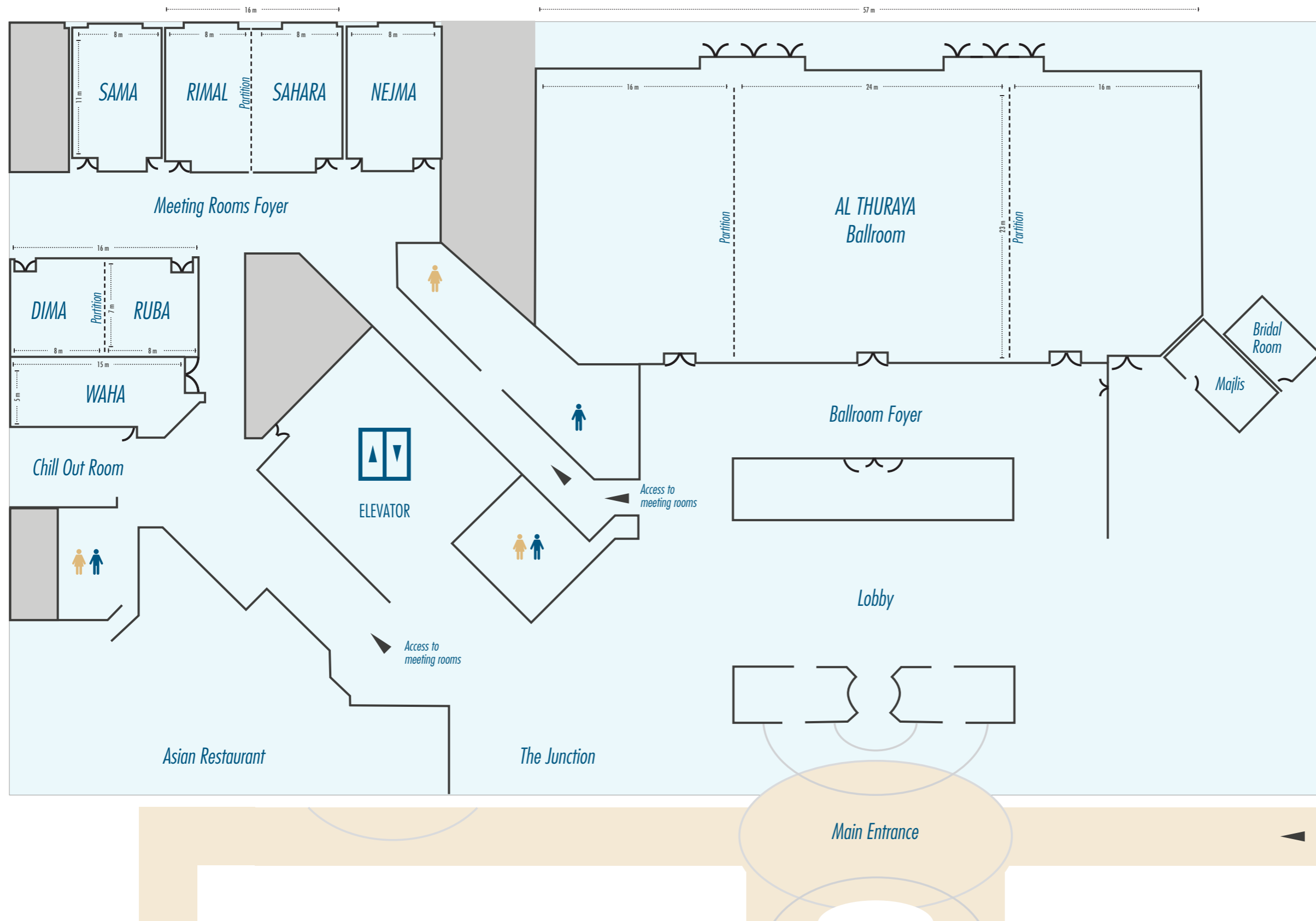












PULLMAN DOHA WEST BAY
Meeting Facilities

FLOOR PLAN

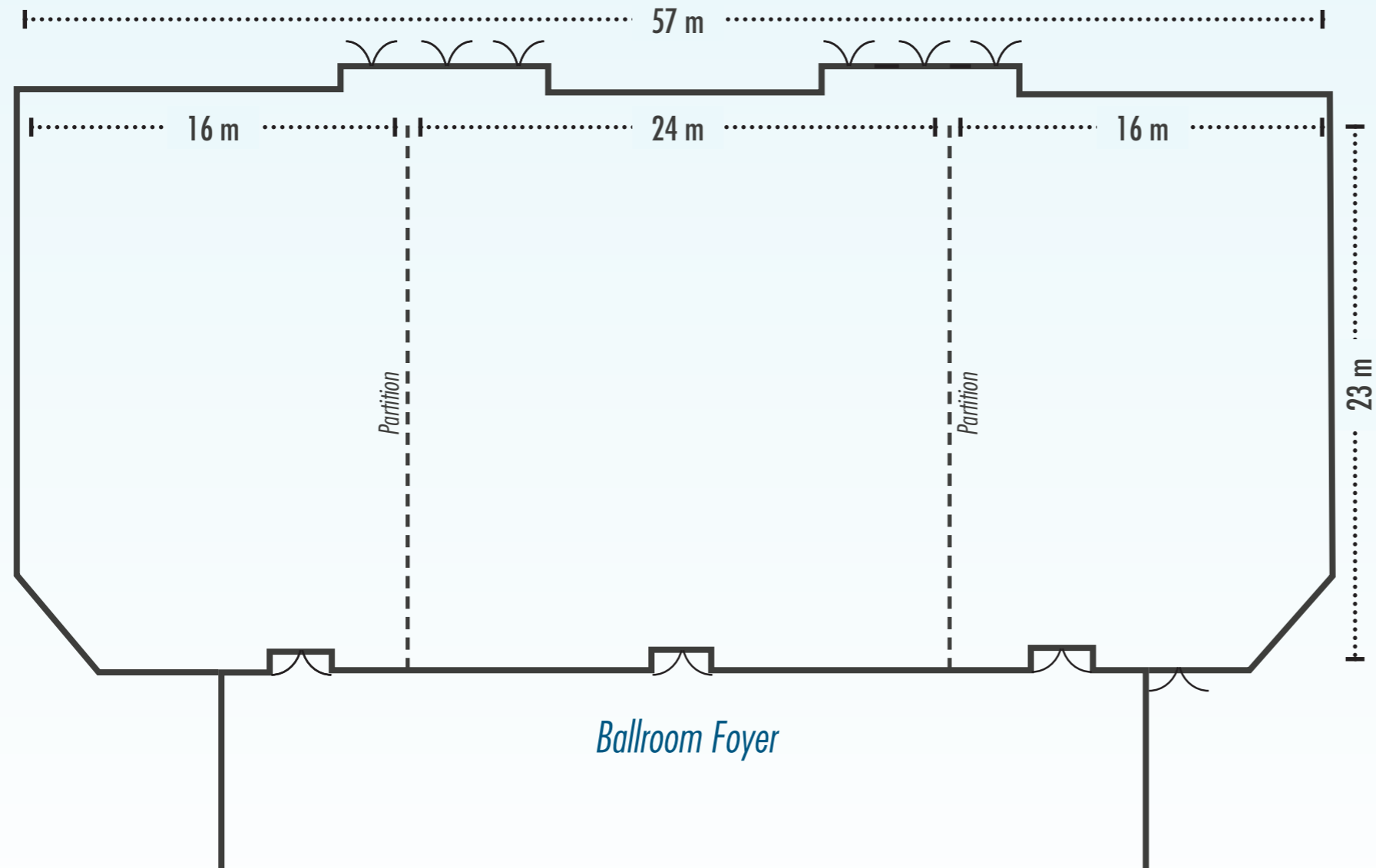


CAPACITY CHART

MEETING ROOMS	SPACE (SQM)	CEILING HEIGHT (M)	WIDTH (M)	LENGHT (M)	 U-SHAPE	 BANQUET	 COCKTAIL	 THEATRE	 CLASSROOM	 BOARDROOM	 CABARET	 HOLLOW SQUARE
Al Thuraya Ballroom	1325	6	57	23	186	700	1200	1000	600	166	560	210
Ballroom A	381	6	16	23	51	160	375	216	180	44	128	69
Ballroom B	563	6	24	23	81	280	450	360	300	44	224	114
Ballroom C	381	6	16	23	51	160	375	216	180	44	128	69
Waha	85	4.2	5	15	NA	NA	70	NA	NA	20	NA	NA
Dima	57	4.2	8	7	18	40	40	25	18	18	32	24
Ruba	57	4.2	8	7	18	40	40	25	18	18	32	24
Dima + Ruba	114	4.2	16	7	33	80	80	60	27	33	64	36
Sama	87	4.2	8	11	24	40	80	40	18	24	32	30
Rimal	85	4.2	8	11	21	50	80	54	21	21	40	24
Sahara	84	4.2	8	11	21	50	80	48	21	21	40	24
Rimal + Sahara	169	4.2	15	11	36	120	160	100	45	36	80	42
Nejma	92	4.2	8	11	24	40	90	40	18	24	32	30

AL THURAYA BALLROOM

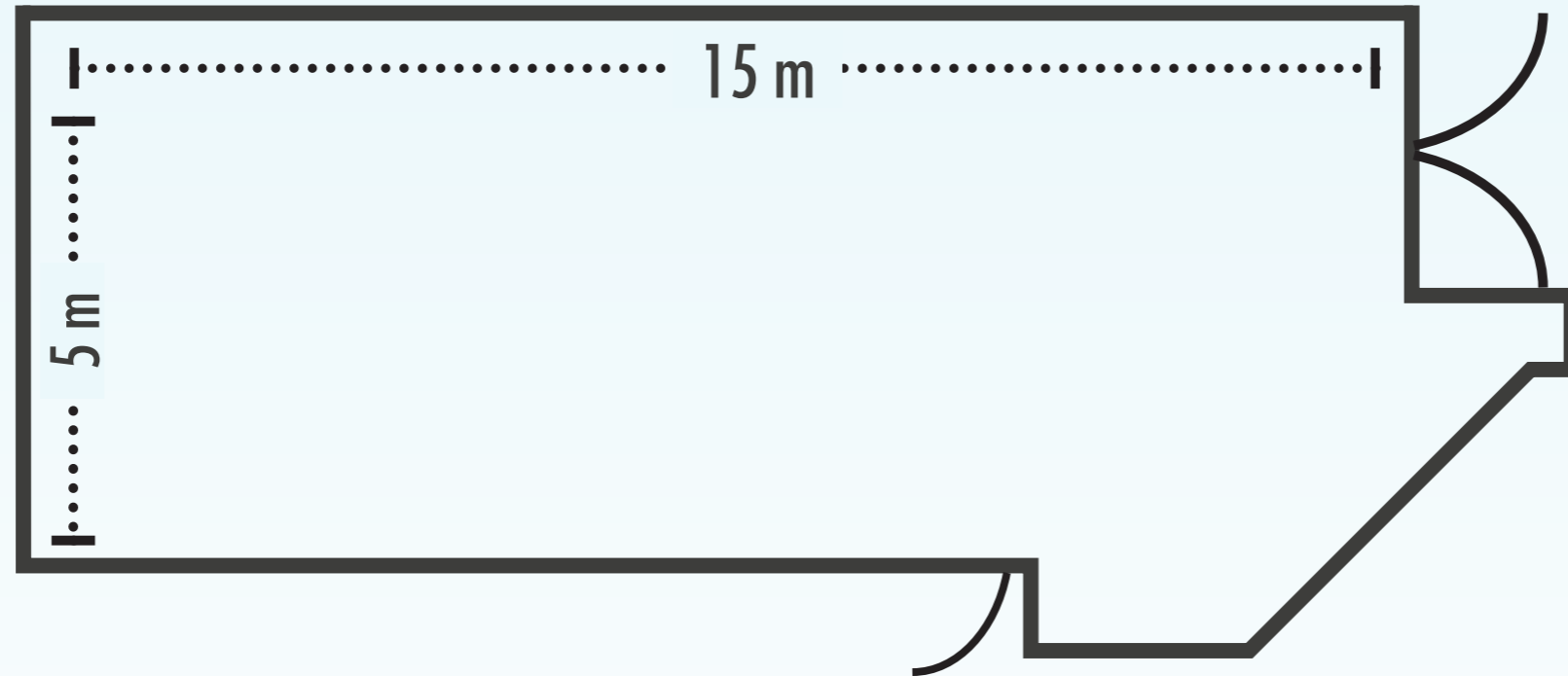
MEETING ROOM MAP



MEETING ROOMS	SPACE (SQM)	CEILING HEIGHT (M)	WIDTH (M)	LENGHT (M)	U-SHAPE	BANQUET	COCKTAIL	THEATRE	CLASSROOM	BOARDROOM	CABARET	HOLLOW SQUARE
Al Thuraya	1325	6	57	23	186	700	1200	1000	600	166	560	210
Ballroom A	381	6	16	23	51	160	375	216	180	44	128	69
Ballroom B	563	6	24	23	81	280	450	360	300	44	224	114
Ballroom C	381	6	16	23	51	160	375	216	180	44	128	69

WAHA

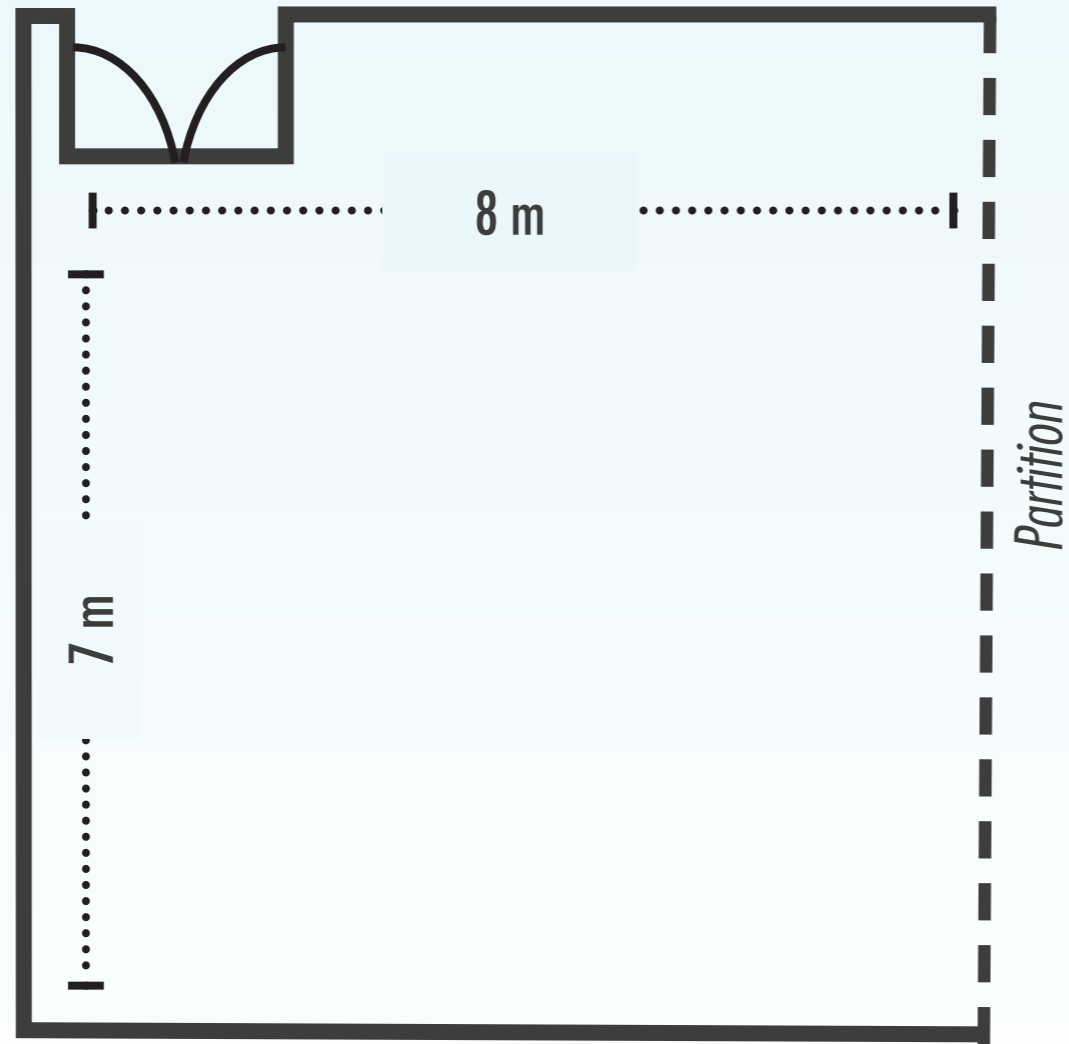
MEETING ROOM MAP



MEETING ROOMS	SPACE (SQM)	CEILING HEIGHT (M)	WIDTH (M)	LENGHT (M)	U-SHAPE	BANQUET	COCKTAIL	THEATRE	CLASSROOM	BOARDROOM	CABARET	HOLLOW SQUARE
Waha	85	4.2	5	15	NA	NA	70	NA	NA	20	NA	NA

DIMA

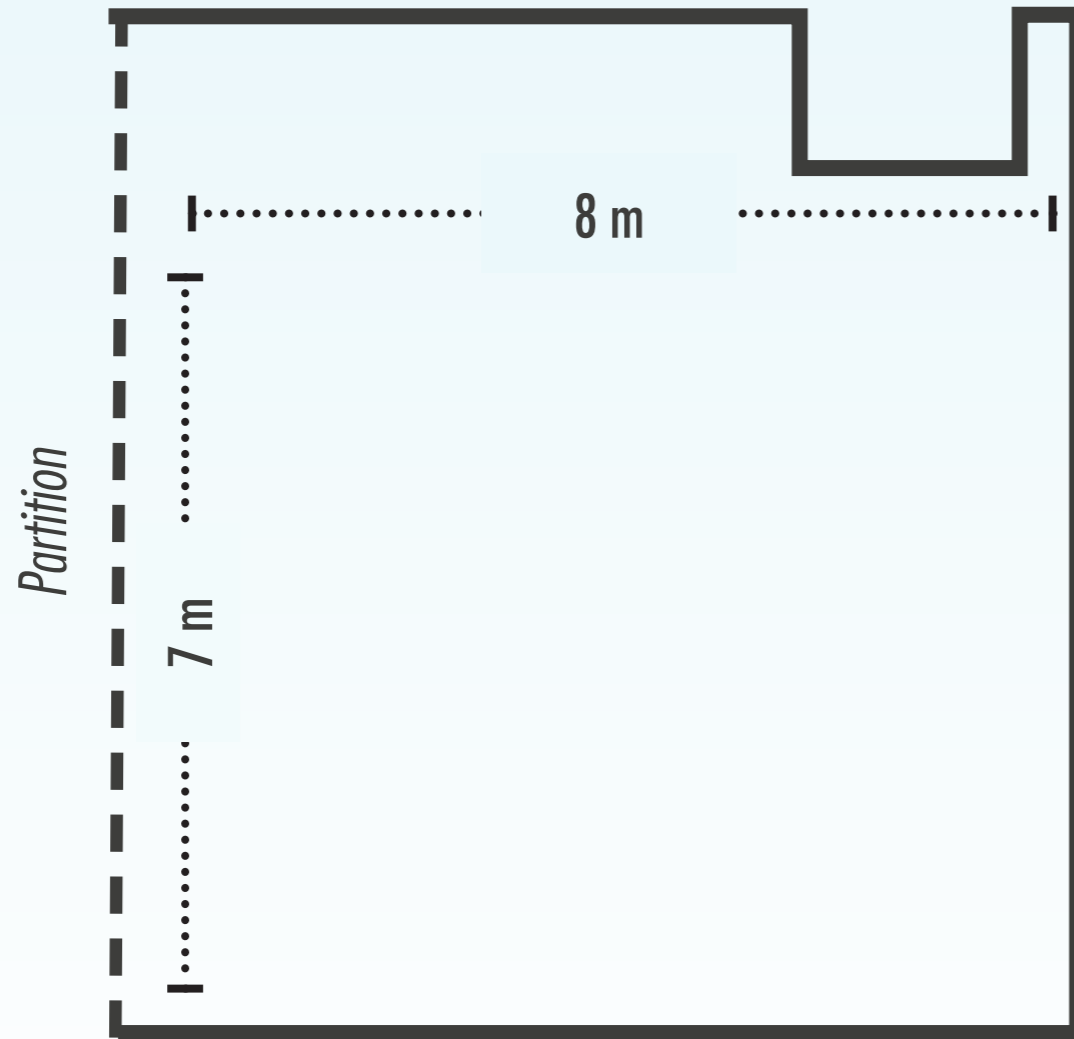
MEETING ROOM MAP



MEETING ROOMS	SPACE (SQM)	CEILING HEIGHT (M)	WIDTH (M)	LENGHT (M)	U-SHAPE	BANQUET	COCKTAIL	THEATRE	CLASSROOM	BOARDROOM	CABARET	HOLLOW SQUARE
Dima	57	4.2	8	7	18	40	40	25	18	18	32	24

RUBA


MEETING ROOM MAP



MEETING ROOMS	SPACE (SQM)	CEILING HEIGHT (M)	WIDTH (M)	LENGHT (M)	U-SHAPE	BANQUET	COCKTAIL	THEATRE	CLASSROOM	BOARDROOM	CABARET	HOLLOW SQUARE
Ruba	57	4.2	8	7	18	40	40	25	18	18	32	24

SAMA

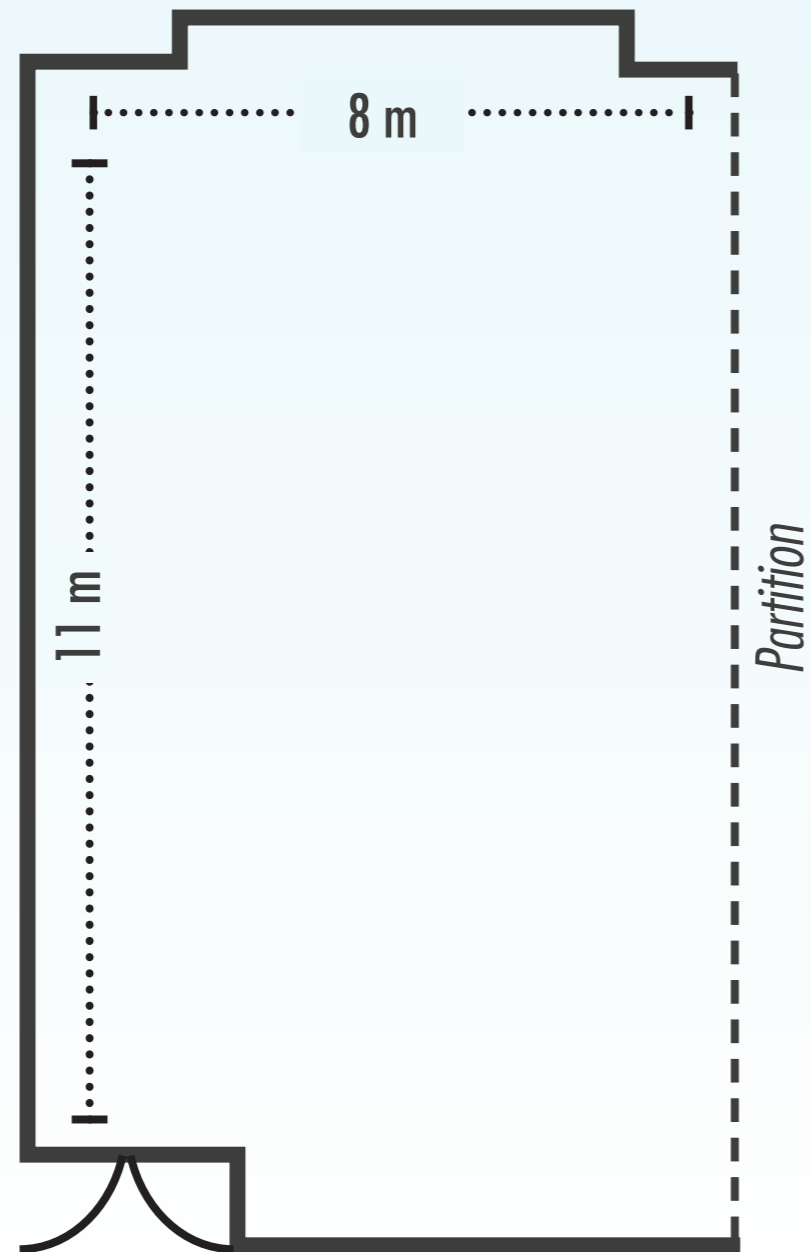
MEETING ROOM MAP



MEETING ROOMS	SPACE (SQM)	CEILING HEIGHT (M)	WIDTH (M)	LENGTH (M)	U-SHAPE	BANQUET	COCKTAIL	THEATRE	CLASSROOM	BOARDROOM	CABARET	HOLLOW SQUARE
Sama	87	4.2	8	11	24	40	80	40	18	24	32	30

RIMAL

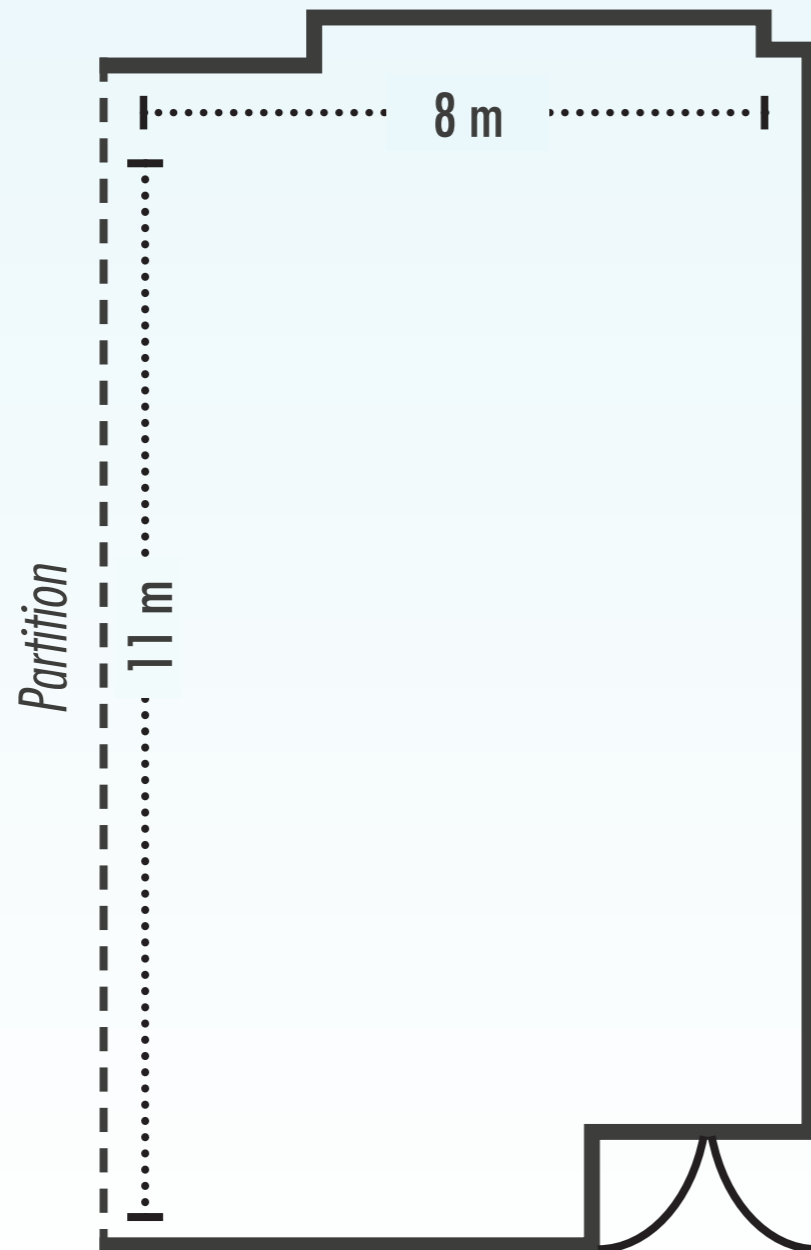
MEETING ROOM MAP



MEETING ROOMS	SPACE (SQM)	CEILING HEIGHT (M)	WIDTH (M)	LENGHT (M)	U-SHAPE	BANQUET	COCKTAIL	THEATRE	CLASSROOM	BOARDROOM	CABARET	HOLLOW SQUARE
Rimal	85	4.2	8	11	21	50	80	54	21	21	40	24

SAHARA


MEETING ROOM MAP



MEETING ROOMS	SPACE (SQM)	CEILING HEIGHT (M)	WIDTH (M)	LENGHT (M)	U-SHAPE	BANQUET	COCKTAIL	THEATRE	CLASSROOM	BOARDROOM	CABARET	HOLLOW SQUARE
Sahara	84	4.2	8	11	21	50	80	48	21	21	40	24

NEJMA

MEETING ROOM MAP



MEETING ROOMS	SPACE (SQM)	CEILING HEIGHT (M)	WIDTH (M)	LENGHT (M)	U-SHAPE	BANQUET	COCKTAIL	THEATRE	CLASSROOM	BOARDROOM	CABARET	HOLLOW SQUARE
Nejma	92	4.2	8	11	24	40	90	40	18	24	32	30